

2004 ELECTRICAL

Fuses & Circuit Breakers - Vue

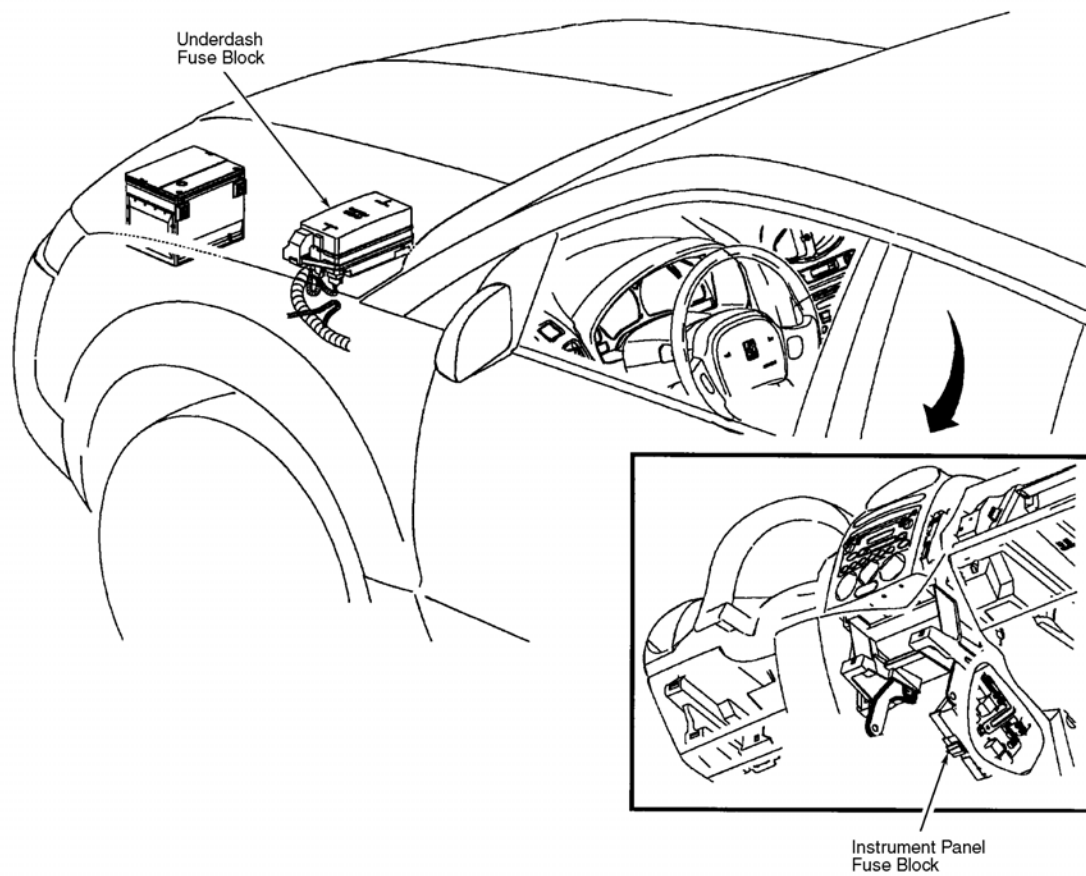
IDENTIFICATION

WARNING: Vehicles are equipped with air bag supplemental restraint system. Before attempting any repairs involving steering column, instrument panel or related components, see **SERVICE PRECAUTIONS** and **DISABLING & ACTIVATING AIR BAG SYSTEM** in **AIR BAG RESTRAINT SYSTEMS** article in **RESTRAINTS**.

CAUTION: When battery is disconnected, vehicle computer and memory systems may lose memory data. Driveability problems may exist until computer systems have completed a relearn cycle. See **COMPUTER RELEARN PROCEDURES** article in **GENERAL INFORMATION** before disconnecting battery.

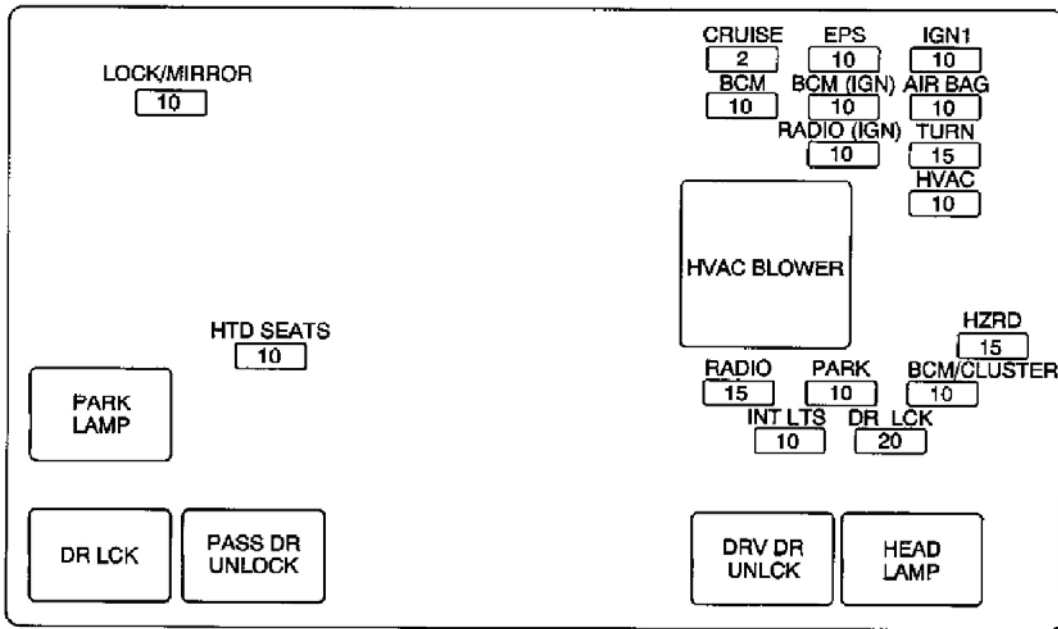
INSTRUMENT PANEL FUSE BLOCK

Instrument panel fuse block is located under center of instrument panel, on right side. See **Fig. 1** .



G00310274

Fig. 1: Locating Fuse Blocks
Courtesy of GENERAL MOTORS CORP.



G00310275

Fig. 2: Identifying Instrument Panel Fuse Block Components
 Courtesy of GENERAL MOTORS CORP.

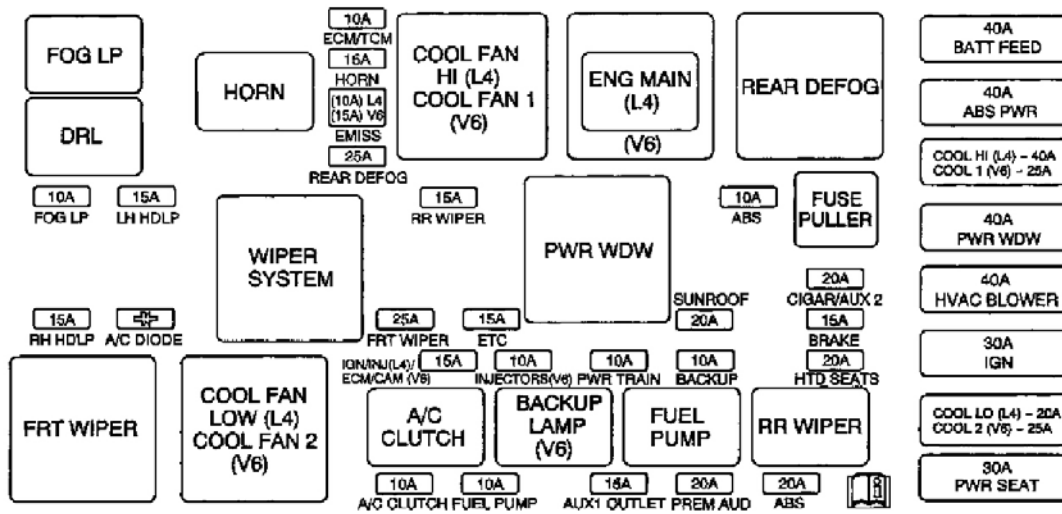
Device	Rating	Description
LOCK/MIRROR	10 A	Door Lock Switches, Outside Rearview Mirror Switch
HTD SEATS	10 A	Heated Seat Switches
PARK LAMP Relay	--	BCM
DR LCK Relay	--	BCM, Door Lock Actuators
PASS DR UNLOCK Relay	--	BCM, Front Passenger Door Lock Actuator, Rear Door Lock Actuators, and the Liftgate Lock Actuator/ Ajar Switch
CRUISE Fuse	2 A	Cruise Control Switch(es), Cruise/Brake Switch
EPS Fuse	10 A	PSCM
IGN 1 Fuse	10 A	A/T Shift Lock Solenoid, IPC, Traction Control Switch
BCM Fuse	10 A	BCM, PWR WDW Relay - Underhood Fuse Bock, WIPER SYSTEM Relay - Underhood Fuse Block
BCM (IGN) Fuse	10 A	BCM
AIR BAG Fuse	10 A	SDM
RADIO (IGN) Fuse	10 A	Inside Rearview Mirror, Radio
TURN Fuse	15 A	Hazard Switch
HVAC Fuse	10 A	HVAC Control Module
HVAC BLOWER Relay	--	HVAC Control Module
HZRD Fuse	15 A	Hazard Switch
RADIO Fuse	10 A	Radio
PARK Fuse	15 A	Headlamp Switch
BCM/CLUSTER Fuse	10 A	BCM, IPC
INT LTS Fuse	10 A	BCM, VCIM
DR LCK Fuse	20 A	DR LCK, PASS DR UNLOCK, and DRV DR UNLCK Relays
DRV DR UNLCK Relay	--	BCM, Driver Door Lock Actuator
HEAD LAMP Relay (ALC)	--	BCM

G00310276

Fig. 3: Instrument Panel Fuse Block Legend
 Courtesy of GENERAL MOTORS CORP.

UNDERHOOD FUSE BLOCK

Underhood fuse block is located on driver's side inner fender in the engine compartment. See **Fig. 1**.



G00310277

Fig. 4: Identifying Underhood Fuse Block Components
 Courtesy of GENERAL MOTORS CORP.


 C:\Users\HELPME~1\AppData\Local\Temp\mric_tmp\~od34E.jpg (2038 x 2546) @ 564.48px

Fig. 5: Underhood Fuse Block Legend (1 Of 2)
Courtesy of GENERAL MOTORS CORP.


 C:\Users\HELPME~1\AppData\Local\Temp\mric_tmp\~od34F.jpg (1926 x 2543) @ 564.48px

Fig. 6: Underhood Fuse Block Legend (2 Of 2)
Courtesy of GENERAL MOTORS CORP.